

DEPOSITOR'S GUIDE

MOBILE BANKING

(Text-A-Deposit and Text-A-Withdrawal Services)

through



**Deposit and Withdraw to your Savings Account now
through G-Cash**

[Bank Name]

[Address]

[G-Cash Cellphone Number]

WHAT IS G-CASH?

G-Cash is the brand new service that turns your cellphone into an electronic wallet – and it is first from Globe. With G-Cash, Globe and Touch Mobile subscribers can easily and conveniently send and receive cash and make payments, just by texting.

It's fast, secure and reliable – all made possible by the establishments you've come to trust over the years.

HOW TO START USING G-CASH?

How do I activate or register my G-Cash service?

To register:

Go to Globe Svcs+ then look for G-Cash Menu then select Register and follow the following procedure:



1.
In your cellphone's SIM, Go to **Globe Services (Globe Svcs+)** Menu and Click it.



2.
Scroll down and look for **G-Cash** Menu and Click it.



3.
Scroll down and look for **Register** Click it.



4.
Nominate **4-digit MPIN** to secure your G-Cash account and Click **OK**.



5.
Enter your **4-digit MPIN** and you will see a **masked characters represented by an asterisk (*)**



6.
Enter **The Complete Maiden Name of your Mother** (up to **16** characters) and Click **OK**.



7.
Enter **First Name** (up to **20** characters) and Click **OK**.

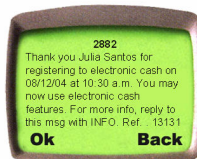


8.
Enter **Last Name** (up to **20** characters) and Click **OK**.



9.
Enter **the your complete Address** (up to **40** characters) and Click **OK**.

You will then receive a text message saying that you have successfully registered.



10.
You will receive a **confirmation message** after sending

Important:

- If G-Cash Menu is not present in your SIM, download the G-Cash Menu in Globe Svcs->My Favorites>What's Hot>G-Cash
- When you register your name (and other details), make sure it matches the information that will be seen on your valid ID e.g. driver's license, SSS card voter's ID, etc...

HOW TO LOAD MONEY INTO YOUR G-CASH?

First way – TEXT-A-WITHDRAWAL SERVICE:

Please follow the procedure found in this document on how to perform G-Cash withdrawal from your savings account .

Another way – Through G-Cash Reseller:

1. Just go to any G-Cash Reseller in your area which accepts cash-in transactions.
2. Show the required identification Text-A-Payment ID issued by the bank
3. Tell the G-Cash Reseller your mobile phone number
4. Give to the G-Cash Reseller the cash amount you wish to load plus the processing fee.
5. The G-Cash Reseller will send the G-Cash to your mobile phone number directly.

WHAT IS TEXT-A-DEPOSIT AND TEXT-A-WITHDRAWAL SERVICES?

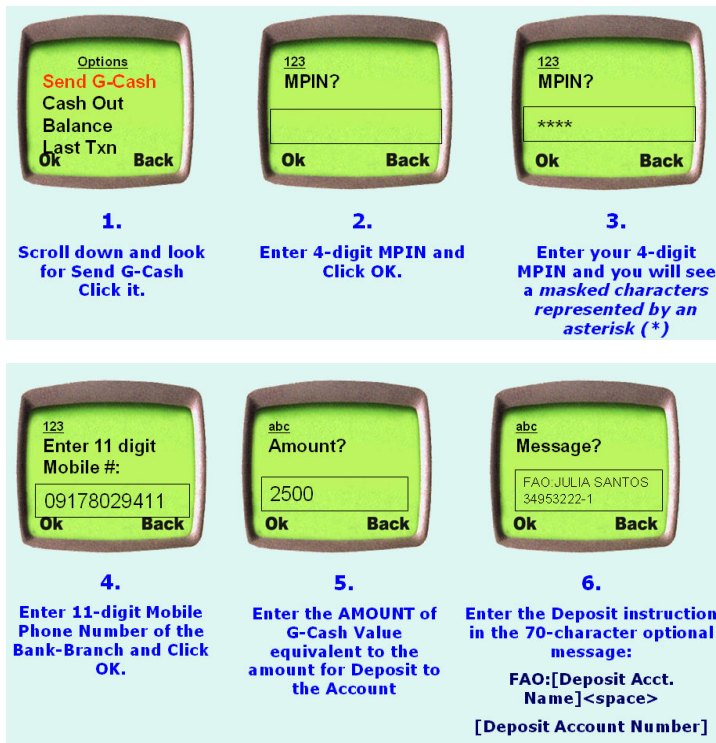
TEXT-A-DEPOSIT and TEXT-A-WIDRAWAL services are innovative services that use Text Messaging (SMS) technology to access your savings account utilizing Globe's G-Cash service.

HOW TO START USING THESE SERVICES?

1. Just go to the bank branch and bring your cellphone with you.
2. Fill-up an enrollment form and read and understand the terms and conditions.
3. Present a Valid ID
4. Attend to a short orientation and briefing on the Service
5. Save in your SIM or your cellphone's phonebook bank branch's cellphone number
6. Ask for a copy of the enrollment form.

HOW DO I SEND DEPOSIT TO MY ACCOUNT THROUGH G-CASH?

1. Go to Globe Svcs+ in your mobile phone. Look for G-Cash Menu and perform the following procedures:



1. Scroll down and look for Send G-Cash and Click it.

2. Enter 4-digit MPIN and Click OK.

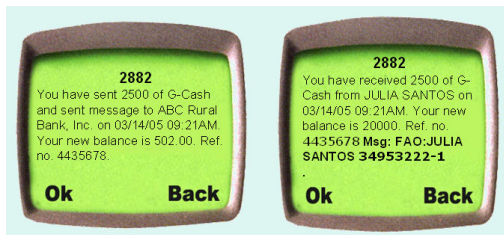
3. Enter your 4-digit MPIN and you will see a masked characters represented by an asterisk (*)

4. Enter 11-digit Mobile Phone Number of the Bank-Branch and Click OK.

5. Enter the AMOUNT of G-Cash Value equivalent to the amount for Deposit to the Account

6. Enter the Deposit instruction in the 70-character optional message:
FAO:[Deposit Acct. Name]<space>
[Deposit Account Number]

2. Both you and the bank will receive a confirmation messages with the same trace or reference number.



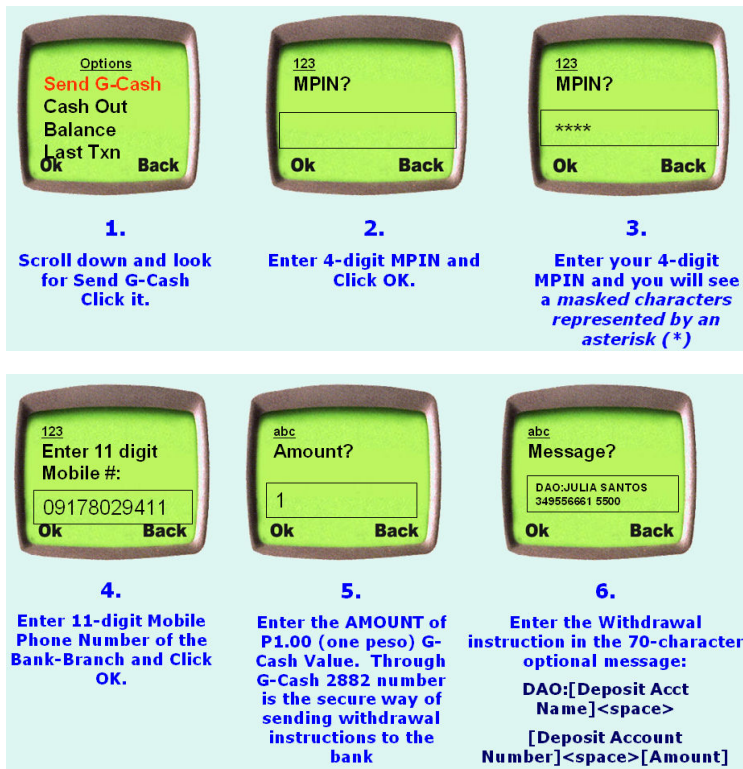
2882
You have sent 2500 of G-Cash and sent message to ABC Rural Bank, Inc. on 03/14/05 09:21AM. Your new balance is 502.00. Ref. no. 4435678.

2882
You have received 2500 of G-Cash from JULIA SANTOS on 03/14/05 09:21AM. Your new balance is 20000. Ref. no. 4435678 Msg: FAO:JULIA SANTOS 34953222-1

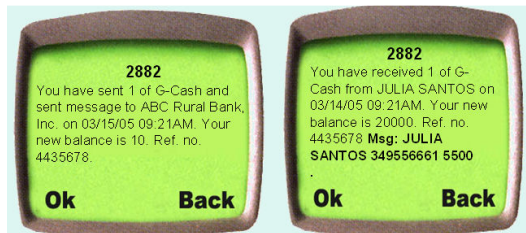
3. Save/take note of the **trace or reference number** found on the **confirmation text message** that you received from Globe. This is your proof of deposit through text.

HOW DO I WITHDRAW FROM MY ACCOUNT THROUGH G-CASH?

4. Go to Globe Svcs+ in your mobile phone. Look for G-Cash Menu and perform the following procedures:



5. Both you and the bank will receive a confirmation messages with the same trace or reference number.



6. Save/take note of the **trace or reference number** found on the **confirmation text message** that you received from Globe. This is your proof of withdrawal through text.
7. If you have quoted the correct Account Information (Acct. Name and Acct. Number) of your savings account and you have sufficient balance in your account to cover your requested amount, the bank will debit your account and send your requested amount through G-Cash. You will receive the following text message:



WHO CAN USE THESE SERVICES?

You can avail of these services only if:

- Your bank is a G-Cash registered/accredited establishment/partner of Globe X-change (GXI) and Rural Bankers Association of the Philippines (RBAP).
- You have an account maintained at the bank
- You have a mobile phone with active Globe or Touch Mobile SIM
- You have activated/registered your G-Cash account



Another Innovation from

RBAP-MABS

Any problem or inquiry on your savings account, call the bank branch where you maintained your account.

Any problem or inquiry related to G-Cash, call customer service of Globe on your mobile phone by dialing toll free to 2882 or on your landline to 739-2882 (Metro Manila) or Toll Free from any Globelines to 1-800-8-2882882